GRAFOMOTORIKA

Dovrši započete linije u smjeru koji pokazuje strelica.

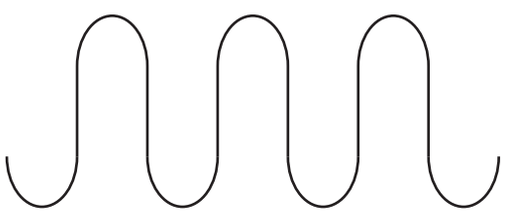

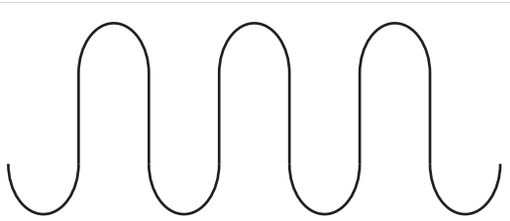

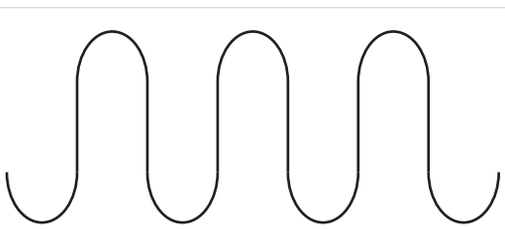

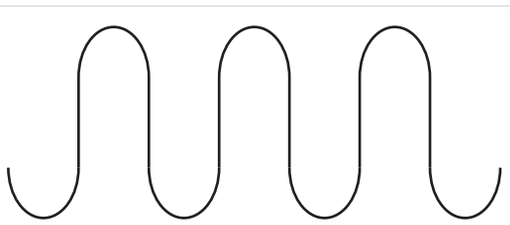

© Vera Šušić, psiholog

GRAFOMOTORIKA

Dovrši započete linije u smjeru koji pokazuje strelica.

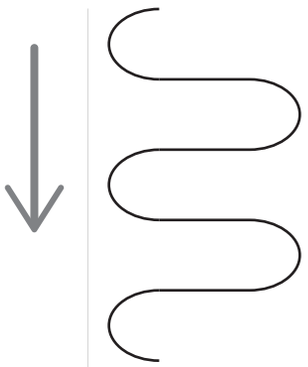

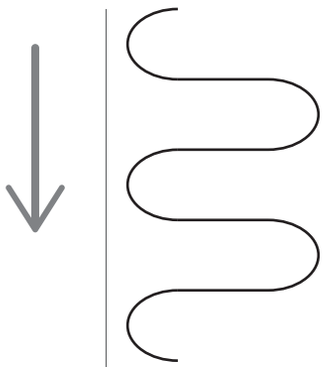

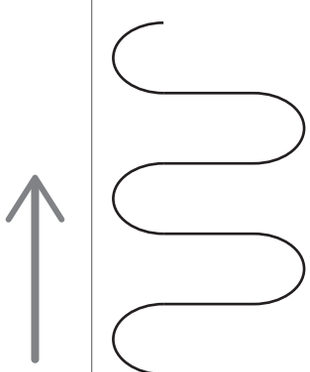

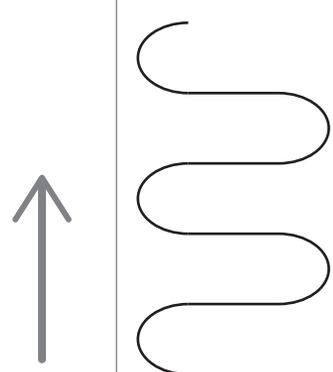

© Vera Šušić, psiholog

GRAFOMOTORIKA

Dovrši započete linije u smjeru koji pokazuje strelica.



© Vera Šušić, psiholog

GRAFOMOTORIKA

Dovrši započete linije u smjeru koji pokazuje strelica.

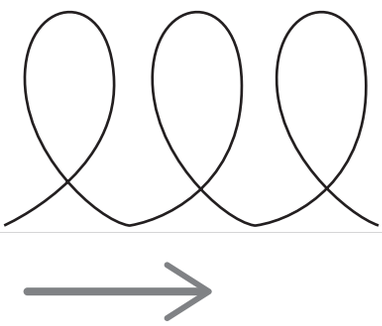

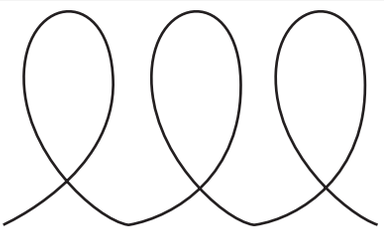

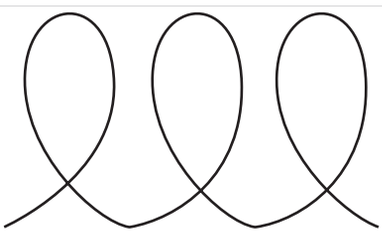

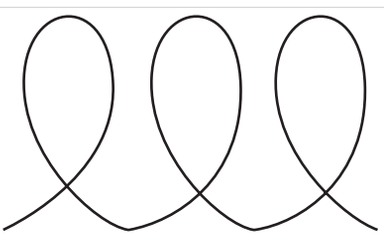

© Vera Šušić, psiholog

GRAFOMOTORIKA

Dovrši započete linije u smjeru koji pokazuje strelica.

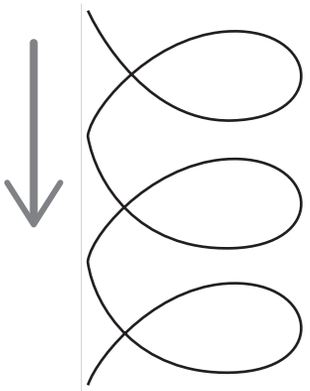

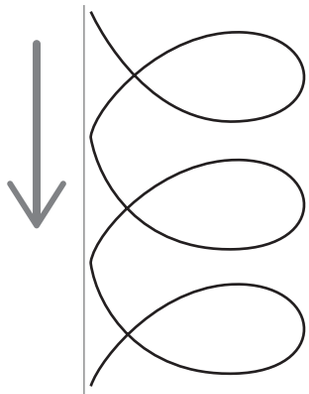

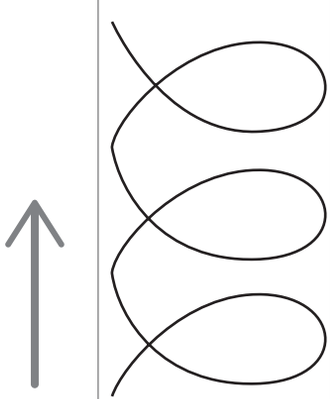

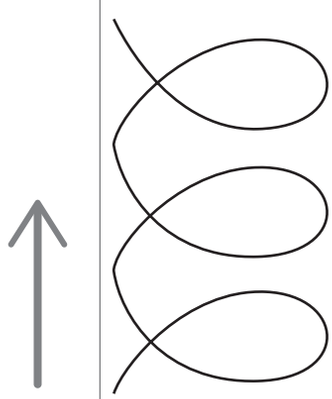

© Vera Šušić, psiholog

GRAFOMOTORIKA

Dovrši započete linije u smjeru koji pokazuje strelica.



© Vera Šušić, psiholog

GRAFOMOTORIKA I RADNO PAMĆENJE

Spoji točke u smjeru strelice tako da povučeš liniju
iznad velikog trokuta, a ispod malog trokuta.

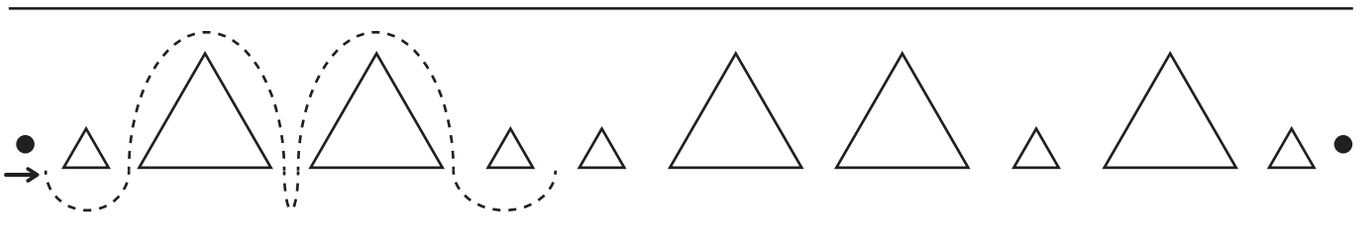

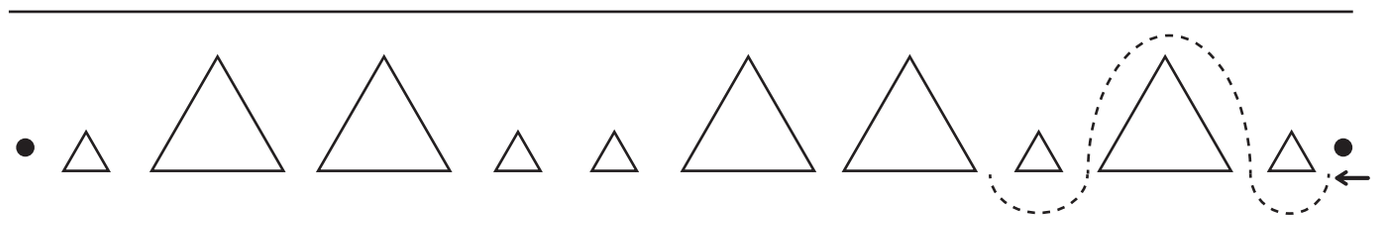

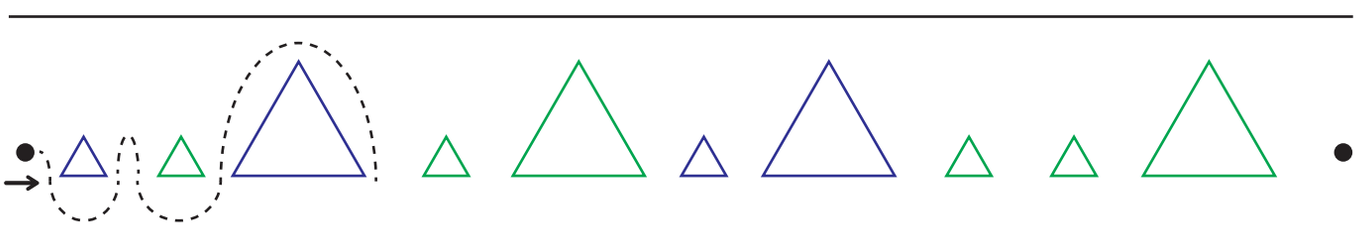

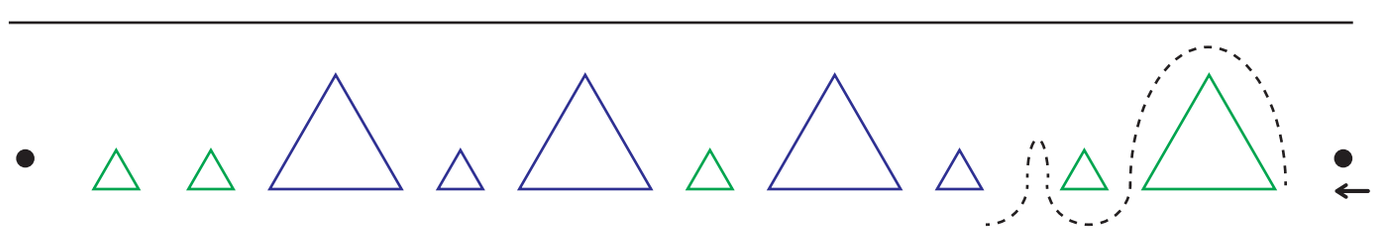

© Vera Šušić, psiholog

GRAFOMOTORIKA I RADNO PAMĆENJE

Spoji točke u smjeru strelice tako da povučeš liniju
lijevo od trokuta, a desno od kruga.

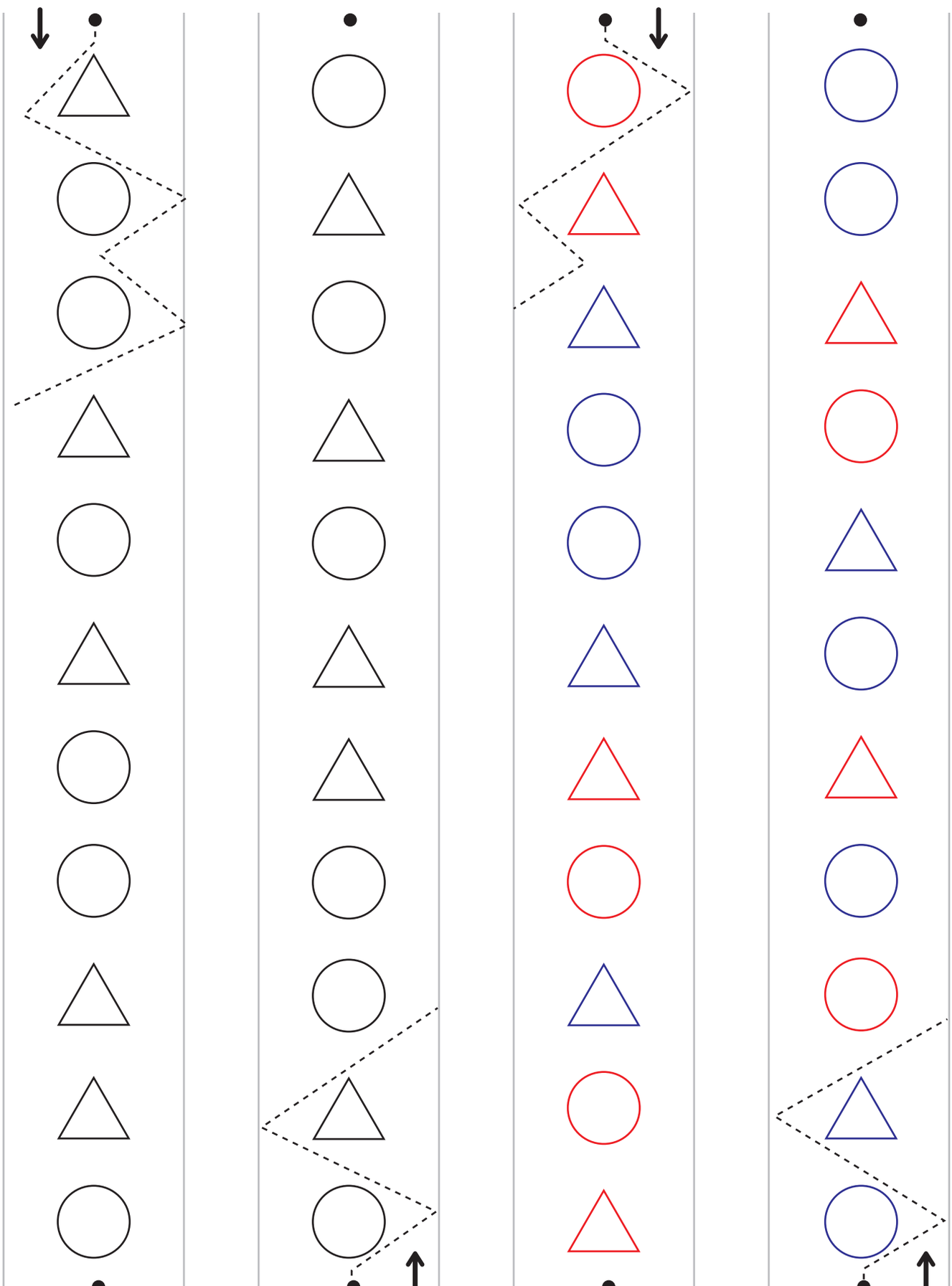

© Vera Šušić, psiholog

GRAFOMOTORIKA I RADNO PAMĆENJE

Spoji točke u smjeru strelice tako da povučeš liniju
iznad slova, a ispod broja.

S T 1 V 7 L 5 D 8

A M 3 2 I 1 P 4 L

B c 9 6 v 2 1 U k 3

E o 4 2 H z 3 u 1 N

© Vera Šušić, psiholog

GRAFOMOTORIKA I RADNO PAMĆENJE

Spoji točke u smjeru strelice tako da povučeš liniju
desno od slova, a lijevo od broja.

© Vera Šušić, psiholog

PREDMATEMATIČKE VJEŠTINE

Obojaj kvadratiće tako da bude više jabuka nego krušaka.



Obojaj kvadratiće tako da bude manje grožđa, nego trešanja.



© Vera Šušić, psiholog

PREDMATEMATIČKE VJEŠTINE

Obojaj kvadratiće tako da bude 5 cvjetova, a bombona manje od cvjetova, ali više od riba.



Obojaj kvadratiće tako da bude najmanje zečića, a najviše kornjača.



© Vera Šušić, psiholog

PREDMATEMATIČKE VJEŠTINE

Obojaj kvadratiće tako da trokuta bude više nego krugova, a manje nego kvadrata.





Obojaj kvadratiće tako da bude 6 trokuta, za 1 manje krugova i za 1 više kvadrata.



© Vera Šušić, psiholog

PREDMATEMATIČKE VJEŠTINE

Obojaj kvadratiće tako da bude najviše slova “B”, a najmanje slova “D”.

P

D

B

Obojaj kvadratiće tako da bude 7 slova “A”, za 2 manje slova “E”, a slova “O” za 1 manje od slova “E”.

A

E

O

© Vera Šušić, psiholog

PREDMATEMATIČKE VJEŠTINE

Zaokruži likove koji su podijeljeni na dva jednaka dijela.
Ostale likove prekriži.

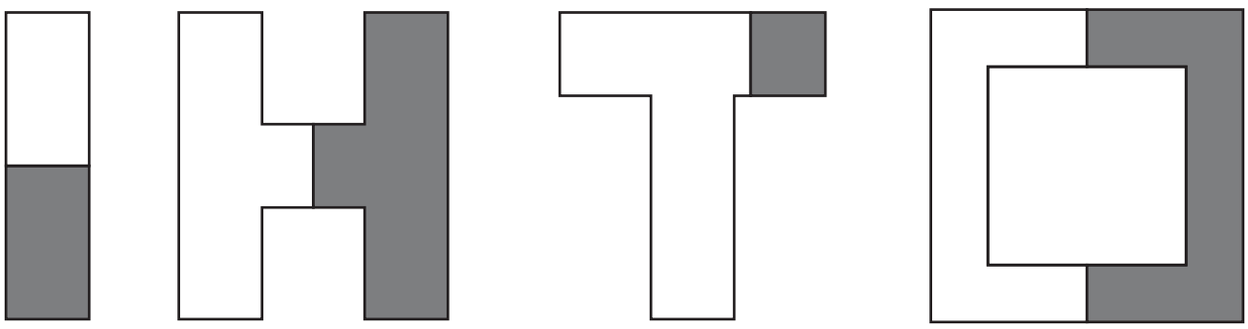

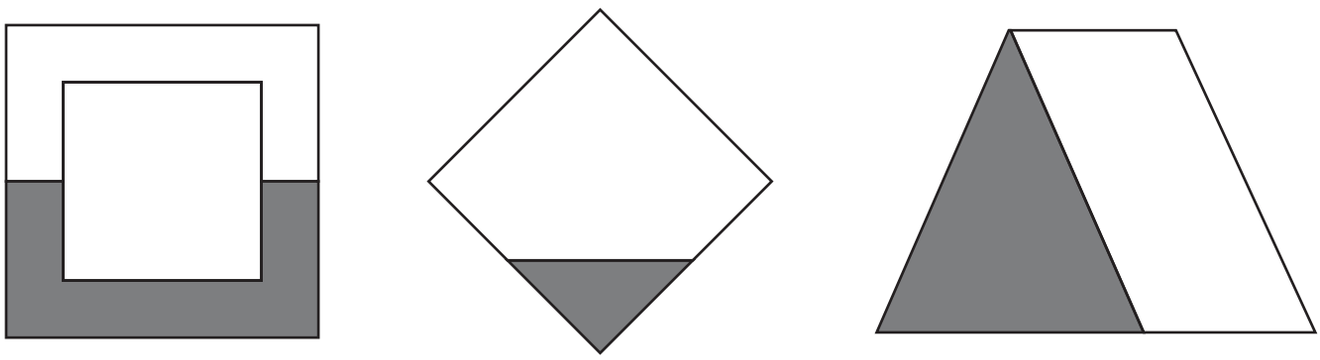

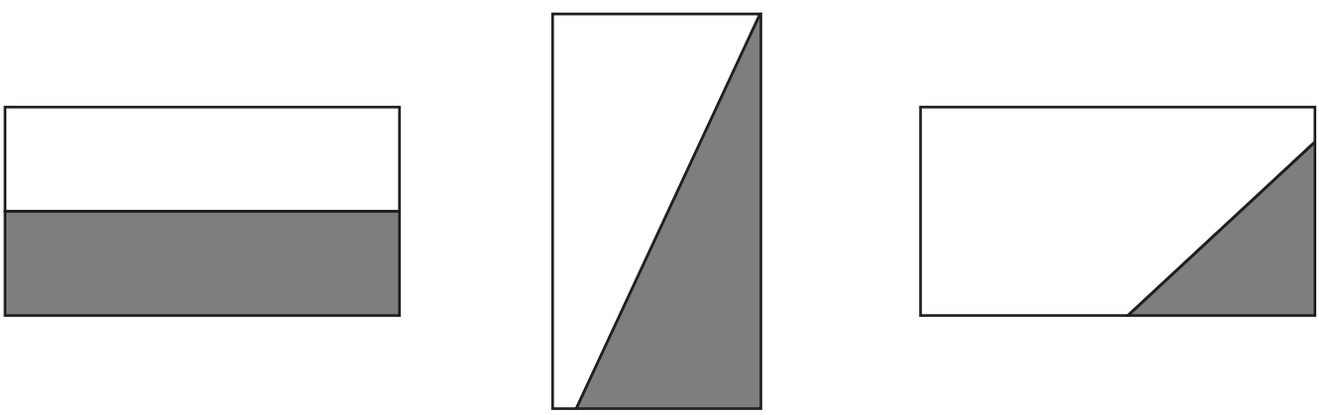

© Vera Šušić, psiholog

PREDMATEMATIČKE VJEŠTINE

Zaokruži likove koji su podijeljeni na dva jednaka dijela.
Ostale likove prekriži.

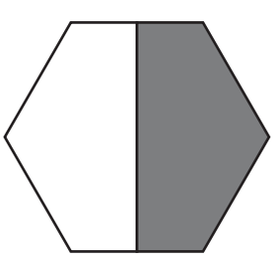



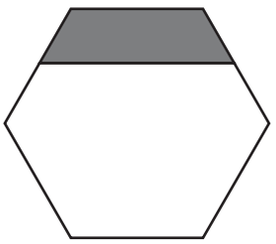

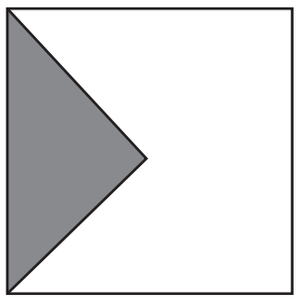





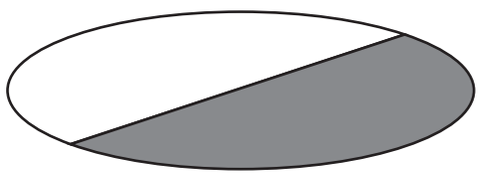



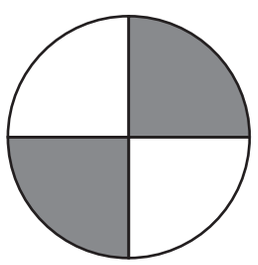

© Vera Šušić, psiholog

PREDMATEMATIČKE VJEŠTINE

Prebroji točke u kvadratićima i poveži sa znamenkama.

6

2

5

1

4

3

7

10

9

8

© Vera Šušić, psiholog

PREDMATEMATIČKE VJEŠTINE

Izračunaj!



.... + ...

= ....



.... + ...

= ....



.... + ...

= ....



.... + ...

= ....



.... + ...

= ....



.... + ...

= ....



.... + ...

= ....



.... + ...

= ....



.... + ...

= ....



.... + ...

= ....

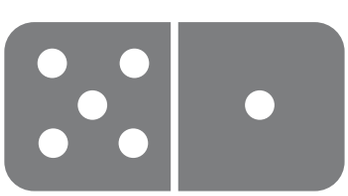

.... + ...

= ....



.... + ...

= ....

© Vera Šušić, psiholog

VIZUALNO PROSTORNA PERCEPCIJA

U praznoj mreži kvadratića s desne strane
napravi da bude isto kao na lijevoj strani.









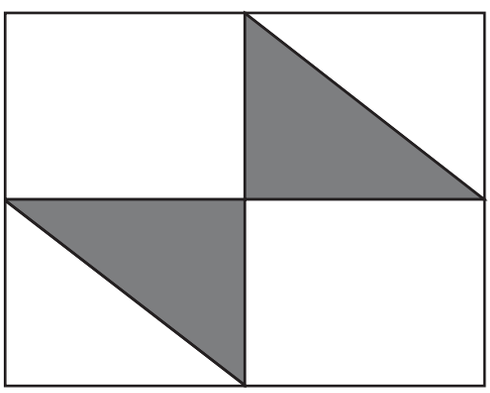

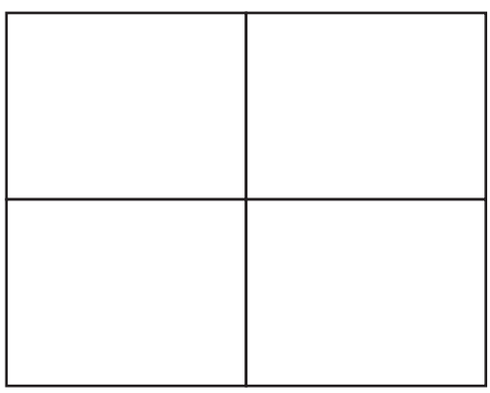

© Vera Šušić, psiholog

VIZUALNO PROSTORNA PERCEPCIJA

U praznoj mreži kvadratića s desne strane
napravi da bude isto kao na lijevoj strani.

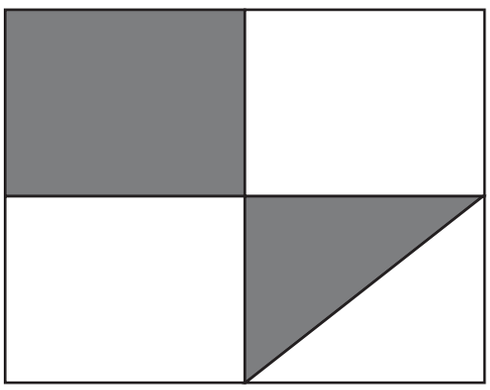



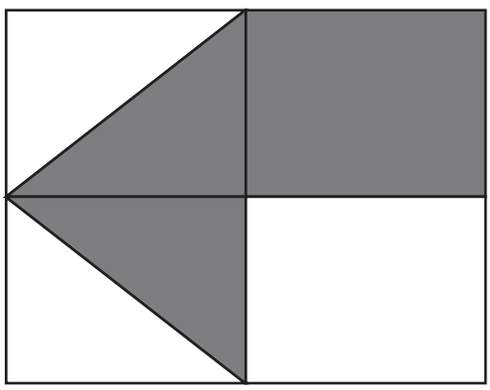



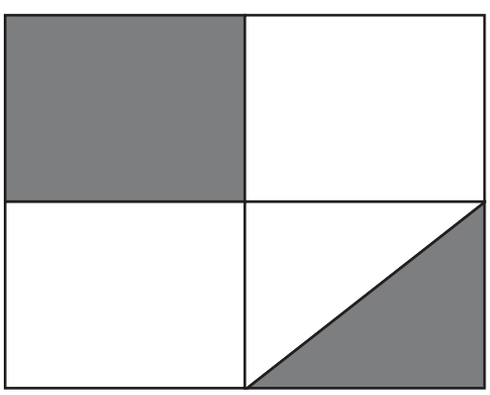



© Vera Šušić, psiholog

VIZUALNO PROSTORNA PERCEPCIJA

U praznoj mreži kvadratića s desne strane
napravi da bude isto kao na lijevoj strani.

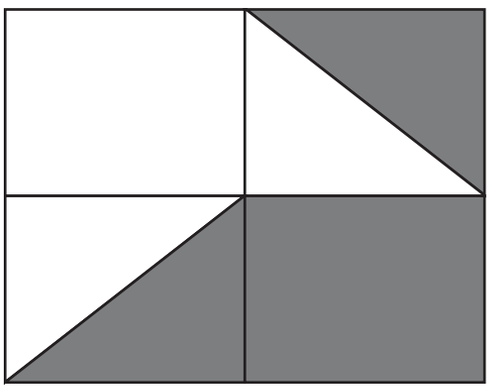



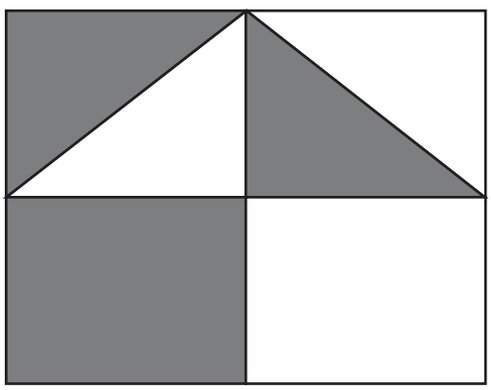

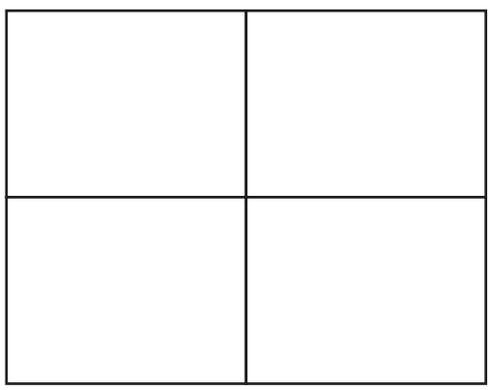

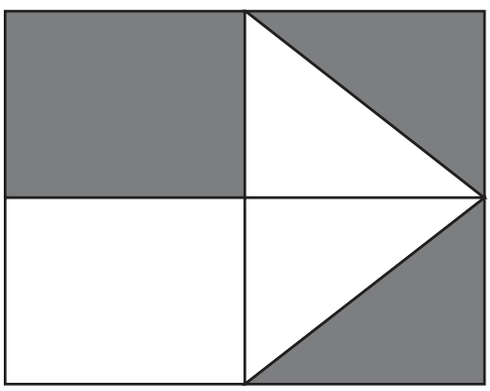



© Vera Šušić, psiholog

VIZUALNO PROSTORNA PERCEPCIJA

U praznoj mreži kvadratića s desne strane
napravi da bude isto kao na lijevoj strani.

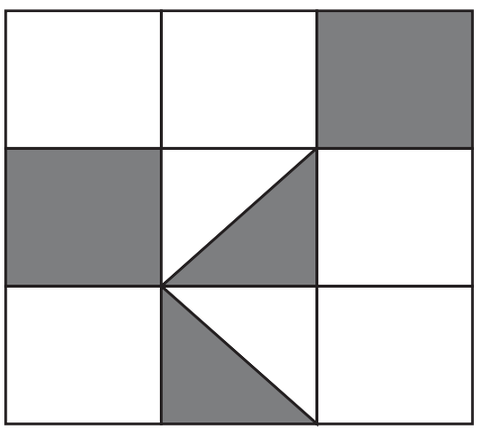

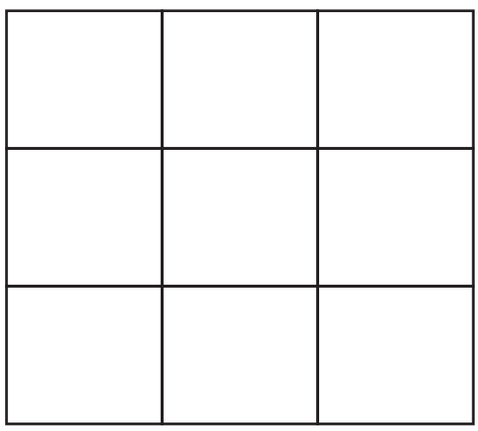

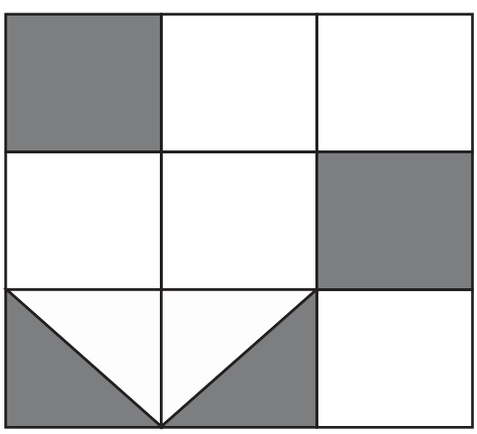

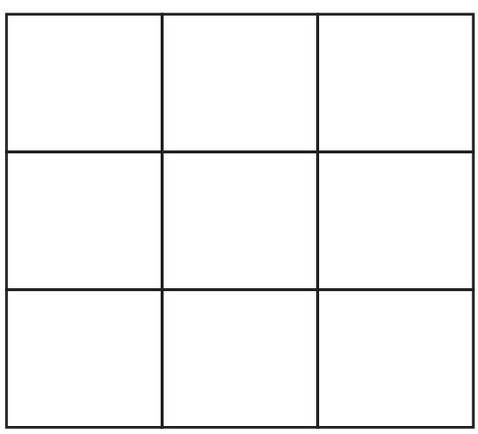

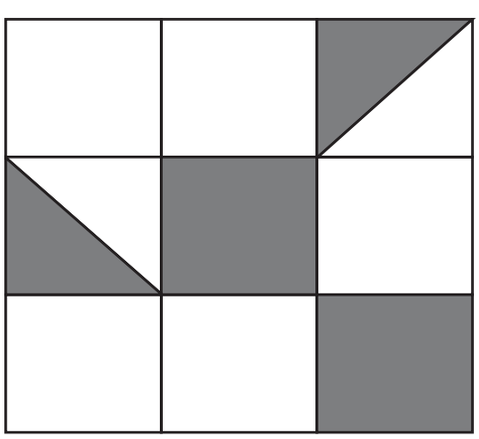

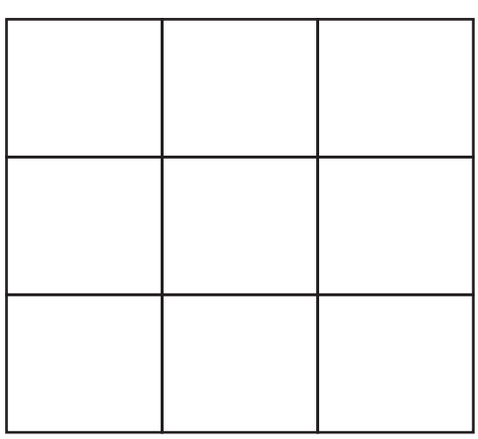

© Vera Šušić, psiholog

VIZUALNO PROSTORNA PERCEPCIJA

U praznoj mreži kvadratića s desne strane
napravi da bude isto kao na lijevoj strani.



© Vera Šušić, psiholog

VIZUALNO PROSTORNA PERCEPCIJA

U praznoj mreži kvadratića s desne strane
napravi da bude isto kao na lijevoj strani.



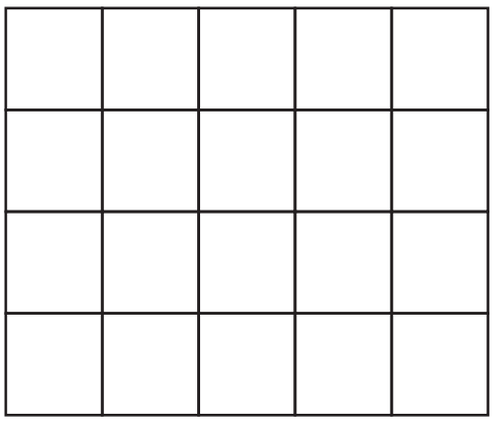



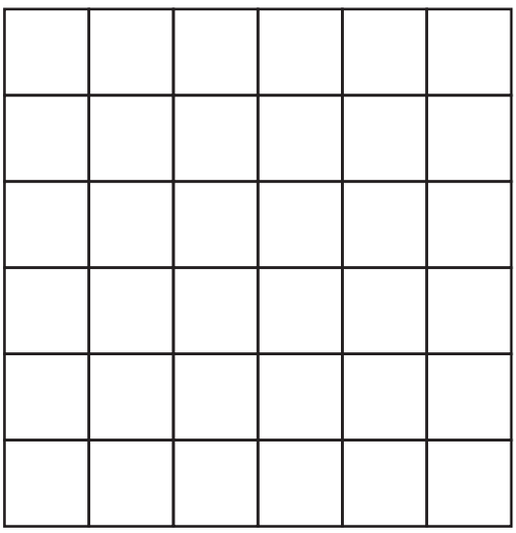





© Vera Šušić, psiholog

VIZUALNO PROSTORNA PERCEPCIJA

Obojaj krugove s desne strane da budu isti
kao na lijevoj strani.



© Vera Šušić, psiholog

VIZUALNA PERCEPCIJA

Spoji točkice s desne strane na isti način
kao što su spojene na lijevoj strani.

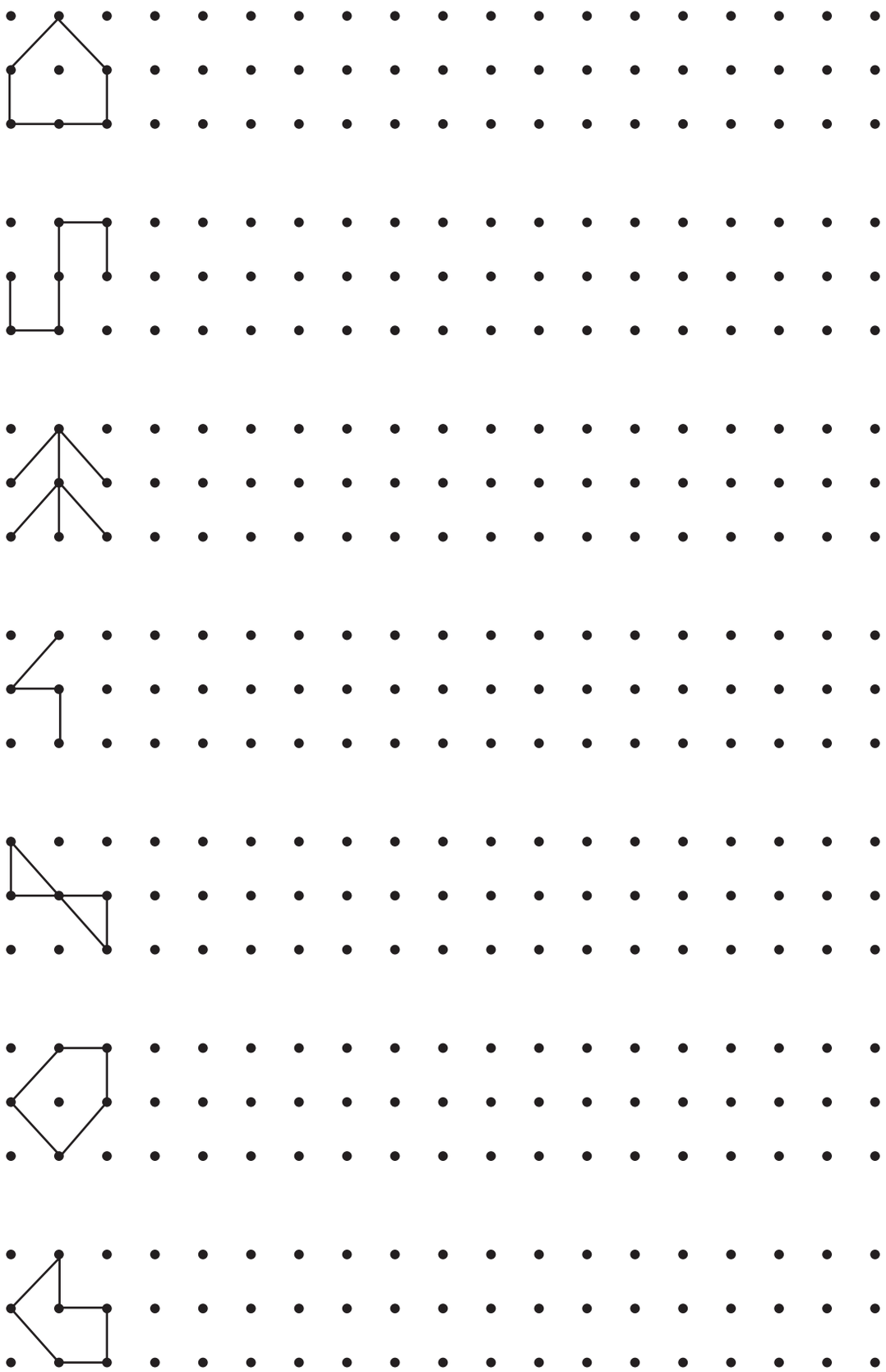

© Vera Šušić, psiholog

VIZUALNA PERCEPCIJA

Spoji točkice s desne strane na isti način
kao što su spojene na lijevoj strani.

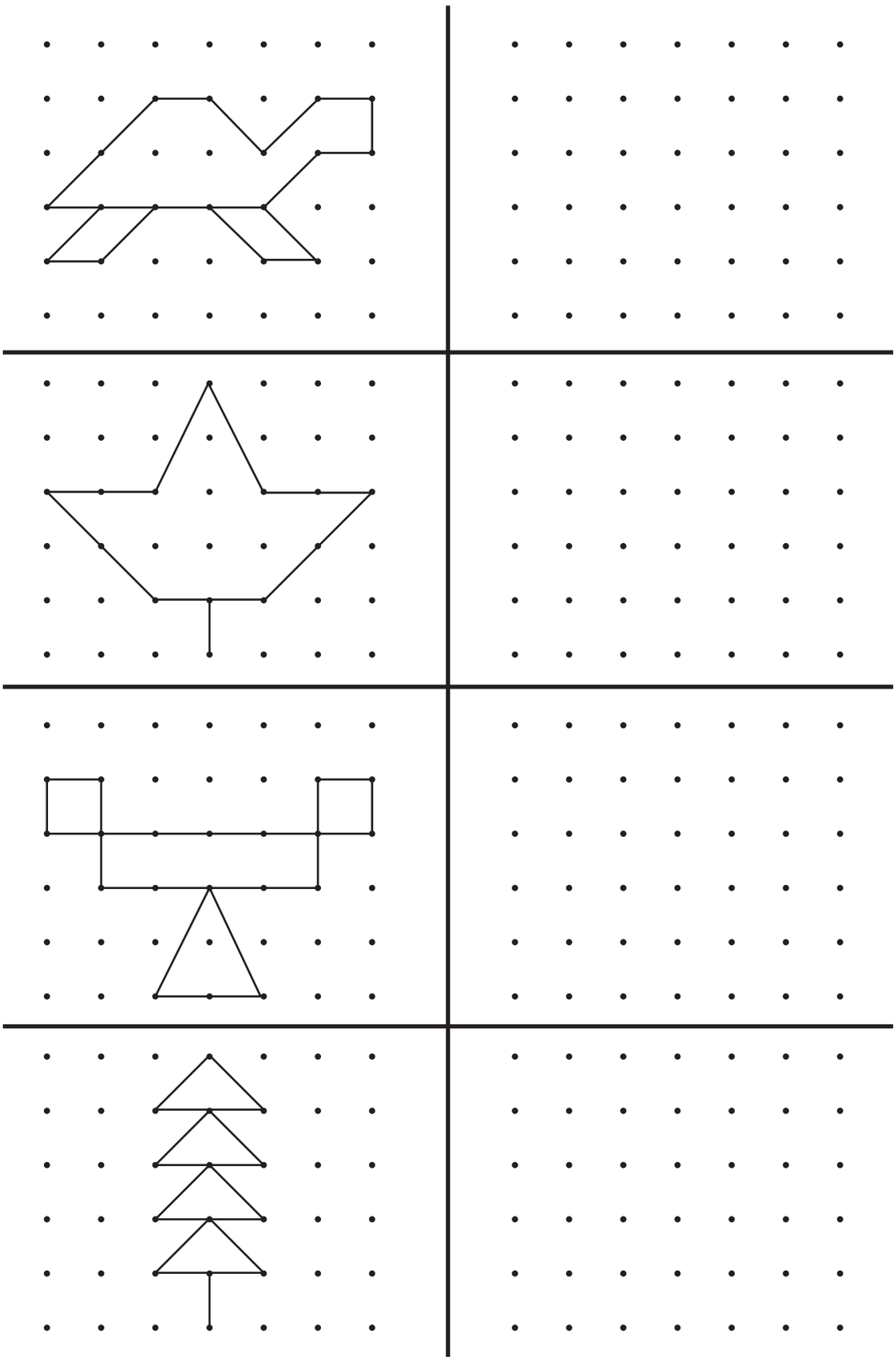

© Vera Šušić, psiholog

PROSTORNO PREDOČAVANJE

Docrtaj drugu polovicu lika kao da je ogledalu.

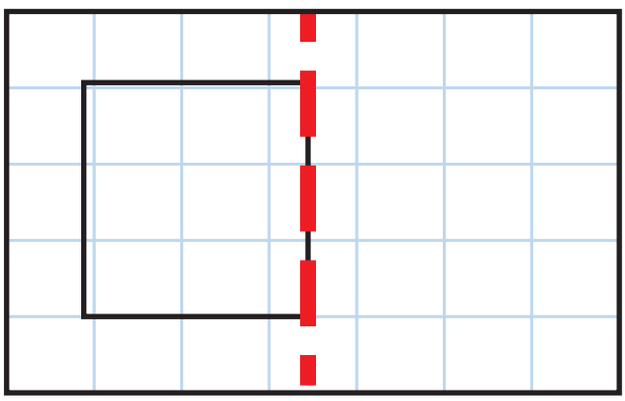

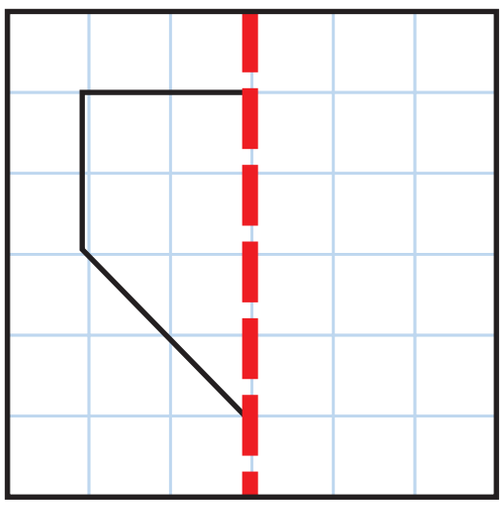

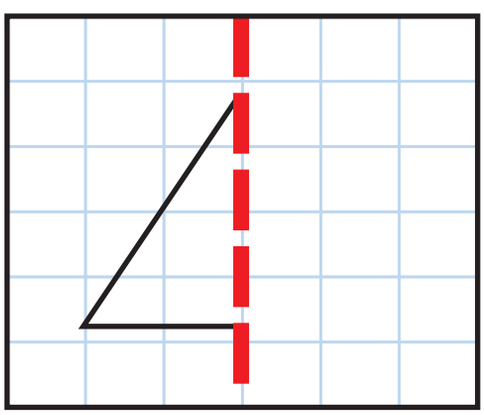

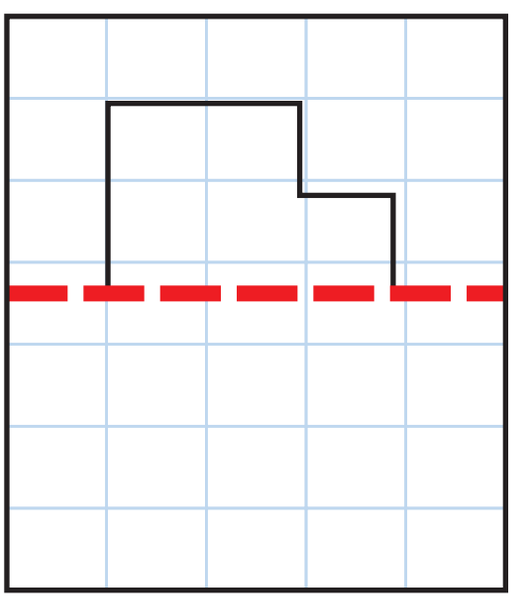

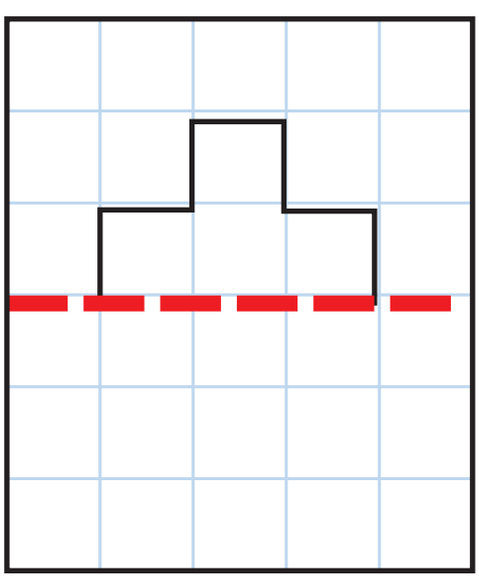

© Vera Šušić, psiholog

PROSTORNO PREDOČAVANJE

Docrtaj drugu polovicu lika kao da je ogledalu.

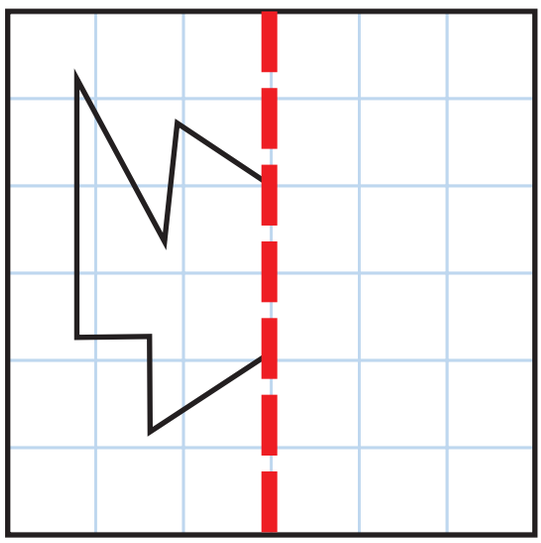

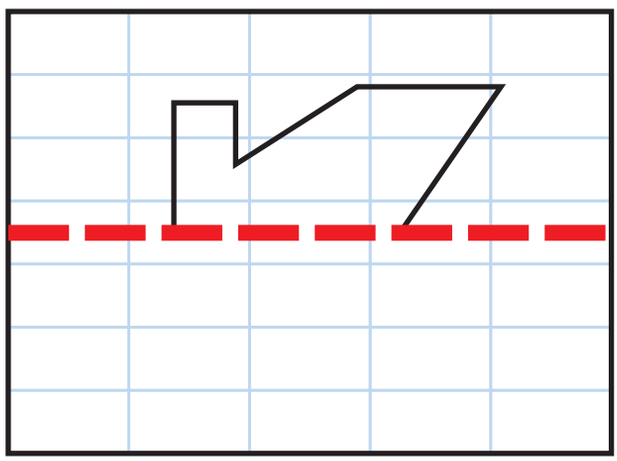

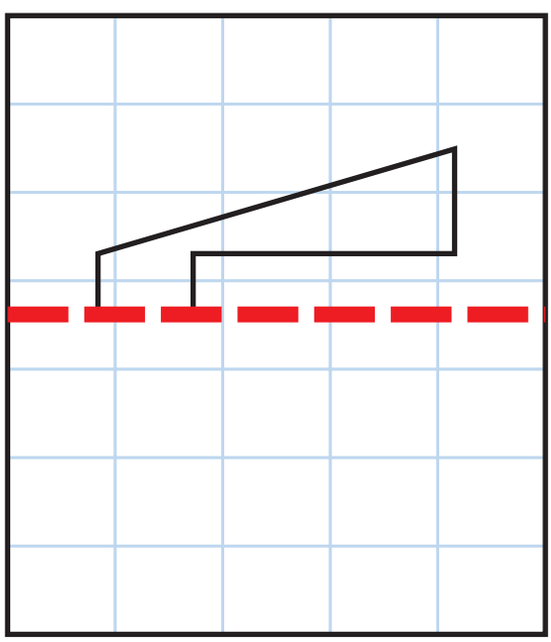

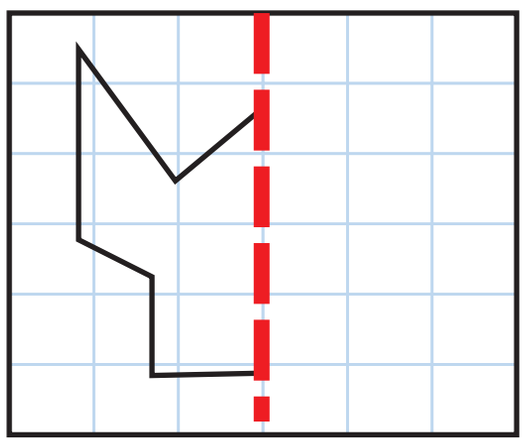

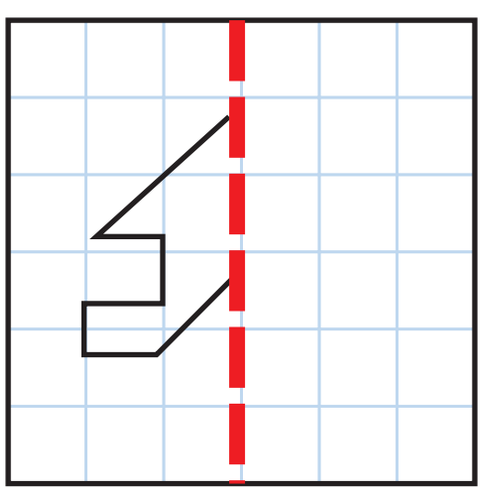

© Vera Šušić, psiholog

PROSTORNO PREDOČAVANJE

Docrtaj drugu polovicu lika kao da je ogledalu.

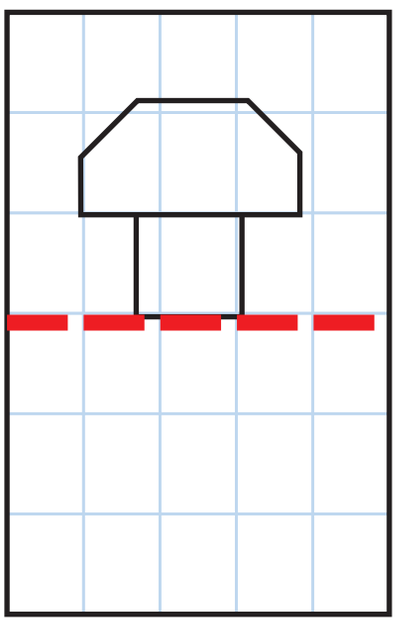

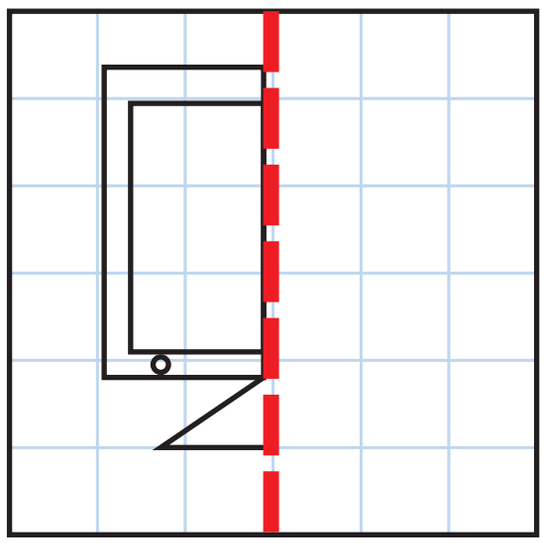

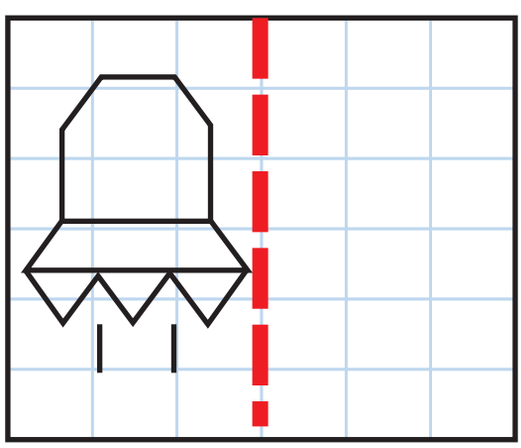

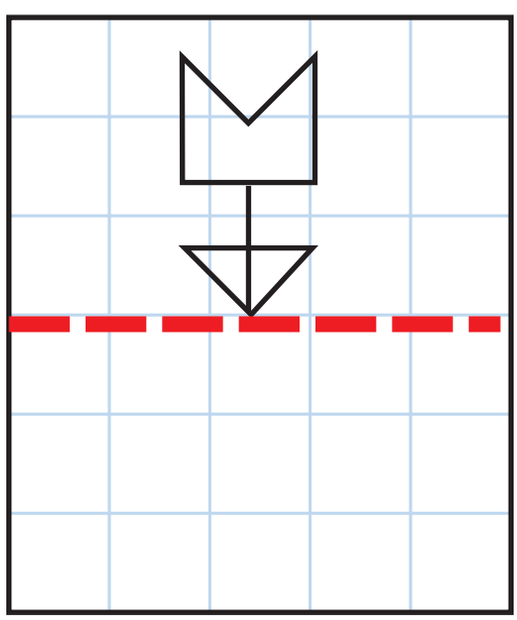

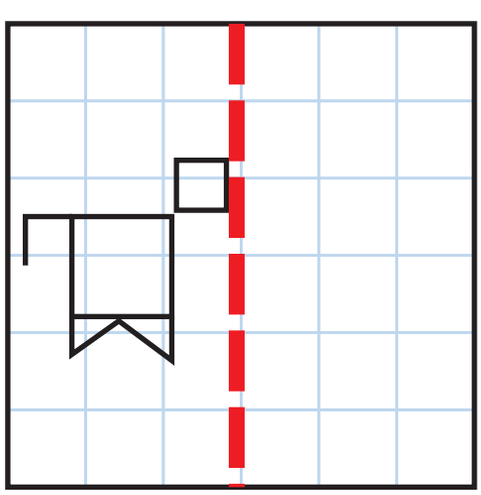

© Vera Šušić, psiholog

RADNO PAMĆENJE

Ako je u gornjem lijevom kutu nacrtan crni krug, reci boju broja, a ako je nacrtan crveni krug, reci broj koje piše. Potrudi se da svakim pokušajem postigneš što bolji rezultat.

Zapamti: ○ - boja, ○ - broj

○ 7	○ 4	○ 1
○ 3	○ 8	○ 6
○ 5	○ 9	○ 2

Pokušaj	Vrijeme	Datum	Pogreške		Pokušaj	Vrijeme	Datum	Pogreške
1.					6.			
2.					7.			
3.					8.			
4.					9.			
5.					10.			

© Vera Šušić, psiholog

RADNO PAMĆENJE

Ako je u gornjem lijevom kutu nacrtan plavi trokut, reci boju slova, a ako je nacrtan crveni trokut, reci slovo koje piše. Potrudi se da svakim pokušajem postigneš što bolji rezultat.

Zapamti: △ - boja, △ - slovo

△ A	△ I	△ O
△ T	△ E	△ U
△ D	△ M	△ V

Pokušaj	Vrijeme	Datum	Pogreške		Pokušaj	Vrijeme	Datum	Pogreške
1.					6.			
2.					7.			
3.					8.			
4.					9.			
5.					10.			

© Vera Šušić, psiholog

RADNO PAMĆENJE

Ako je u gornjem lijevom kutu nacrtan krug, reci boju voća, a ako je nacrtan trokut, reci ime voća. Potrudi se da svakim pokušajem postigneš što bolji rezultat.

Zapamti: ◯ - boja, △ - ime voća



Pokušaj	Vrijeme	Datum	Pogreške		Pokušaj	Vrijeme	Datum	Pogreške
1.					6.			
2.					7.			
3.					8.			
4.					9.			
5.					10.			

© Vera Šušić, psiholog

RADNO PAMĆENJE

Ako je u gornjem lijevom kutu nacrtan krug, reci boju broja, a ako je nacrtan trokut, reci broj koje piše. Potrudi se da svakim pokušajem postigneš što bolji rezultat.

○ 1	○ 3	△ 7	○ 9
△ 6	△ 8	○ 2	△ 4
○ 1	△ 3	○ 5	○ 10
△ 7	△ 4	○ 6	△ 3
○ 8	△ 6	○ 9	△ 5

Pokušaj	Vrijeme	Datum	Pogreške		Pokušaj	Vrijeme	Datum	Pogreške
1.					6.			
2.					7.			
3.					8.			
4.					9.			
5.					10.			

© Vera Šušić, psiholog

RADNO PAMĆENJE

Ako je u gornjem lijevom kutu strelica prema gore, reci boju broja, a ako je strelica prema dolje, reci broj koji vidiš. Potrudi se da svakim pokušajem postigneš što bolji rezultat.

Zapamti: ↑ - boja, ↓ - broj

↑ 3	↑ 1	↓ 8	↓ 6	↑ 5	↓ 9
↑ 1	↓ 5	↑ 2	↑ 3	↑ 10	↓ 9
↓ 3	↓ 7	↑ 8	↑ 4	↑ 5	↓ 1
↑ 8	↓ 5	↑ 1	↑ 6	↓ 9	↑ 4
↑ 1	↑ 6	↓ 2	↓ 3	↑ 7	↓ 10
↑ 5	↓ 9	↑ 6	↓ 10	↑ 2	↓ 1

Pokušaj	Vrijeme	Datum	Pogreške		Pokušaj	Vrijeme	Datum	Pogreške
1.					6.			
2.					7.			
3.					8.			
4.					9.			
5.					10.			

© Vera Šušić, psiholog

VJEŽBE PAŽNJE

Dovrši crteže tako da budu isti kao prvi crtež.
Pažljivo pogledaj što nedostaje.

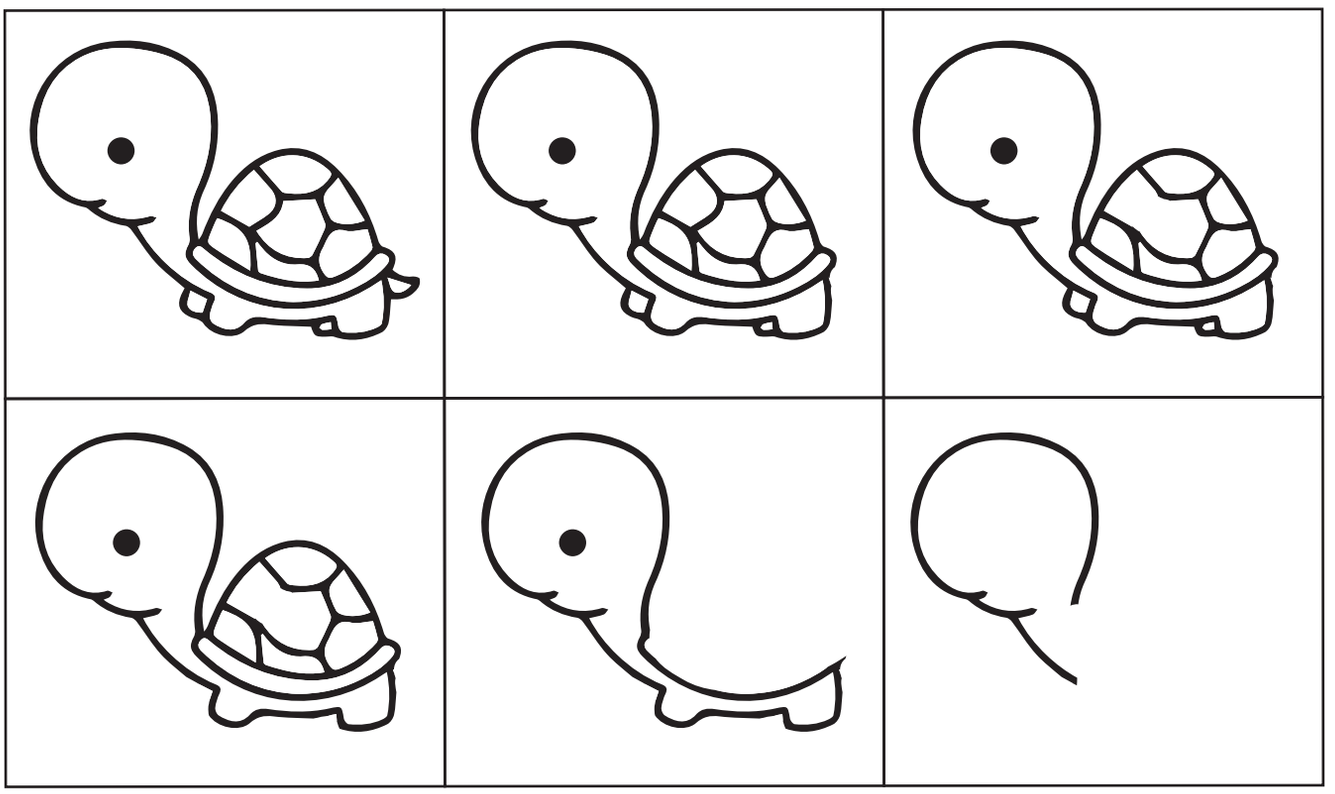



© Vera Šušić, psiholog

VJEŽBE PAŽNJE

Dovrši crteže tako da budu isti kao prvi crtež.
Pažljivo pogledaj što nedostaje.





© Vera Šušić, psiholog

VJEŽBE PAŽNJE

Dovrši crteže tako da budu isti kao prvi crtež.
Pažljivo pogledaj što nedostaje.





© Vera Šušić, psiholog

VJEŽBE PAŽNJE

Dovrši crteže tako da budu isti kao prvi crtež.
Pažljivo pogledaj što nedostaje.





© Vera Šušić, psiholog

VJEŽBE PAŽNJE

Dovrši crteže tako da budu isti kao prvi crtež.
Pažljivo pogledaj što nedostaje.





© Vera Šušić, psiholog

VJEŽBE PAŽNJE

Dovrši crteže tako da budu isti kao prvi crtež.
Pažljivo pogledaj što nedostaje.

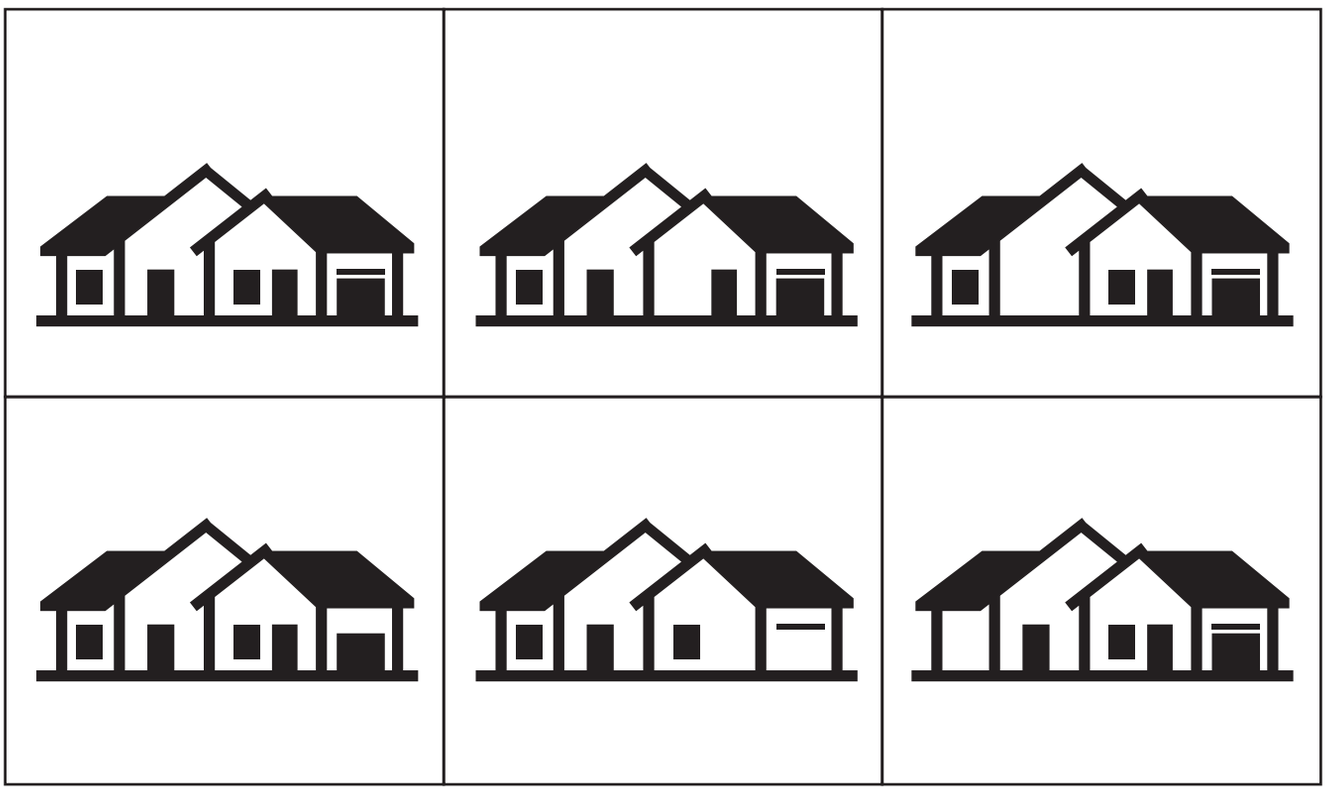

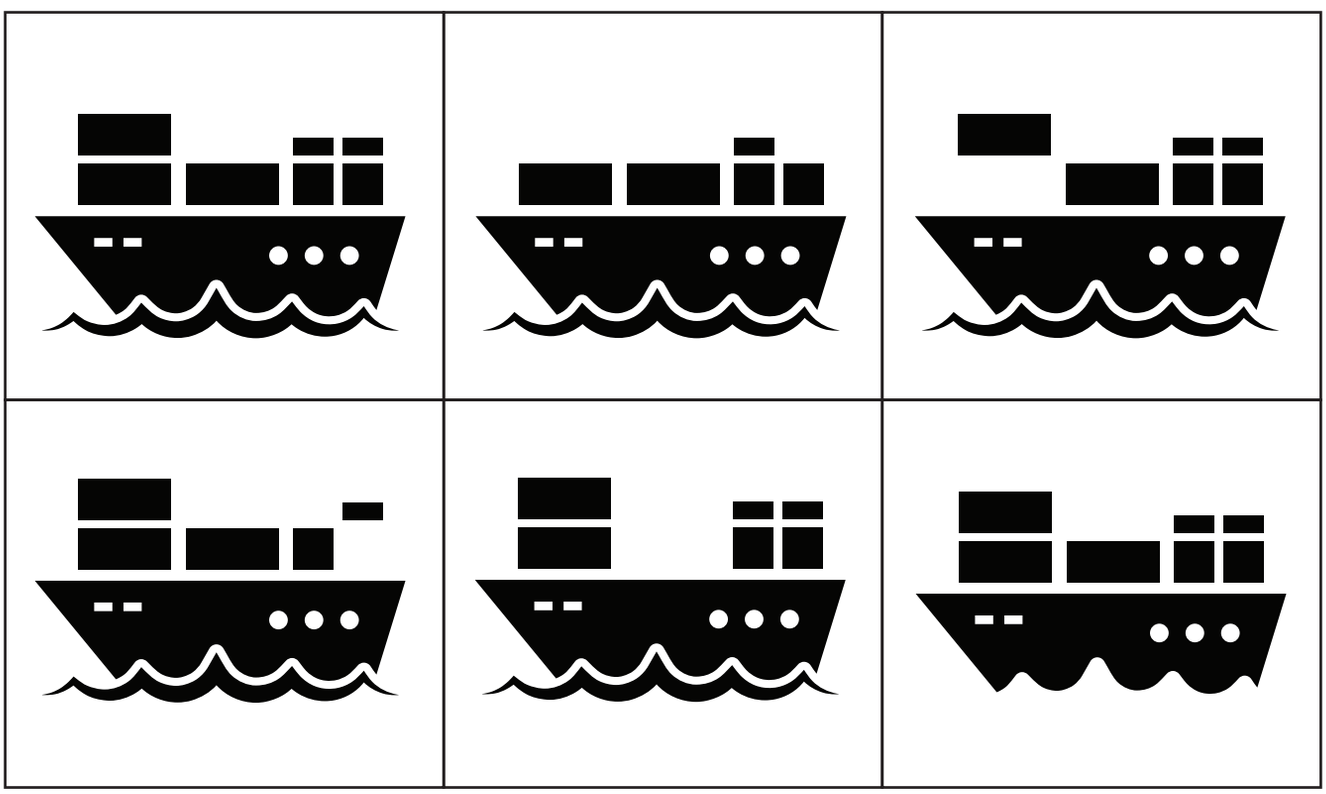

© Vera Šušić, psiholog

VJEŽBE PAŽNJE

U donjim kvadratima nacrtaj linije koje nedostaju tako da budu isti kao gornji kvadrat.





© Vera Šušić, psiholog

VJEŽBE PAŽNJE

U donjim kvadratima nacrtaj linije koje nedostaju tako da budu isti kao gornji kvadrat.

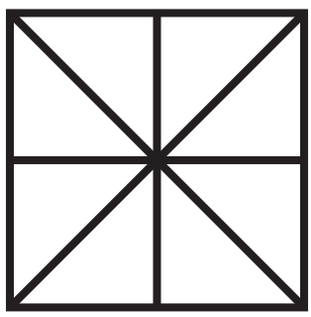



© Vera Šušić, psiholog

VJEŽBE PAŽNJE

U donjim kvadratima nacrtaj linije koje nedostaju tako da budu isti kao gornji kvadrat.

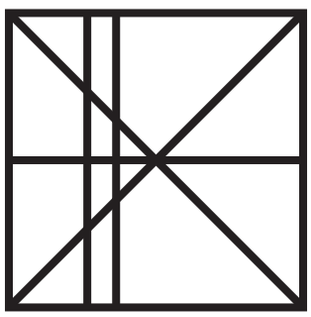

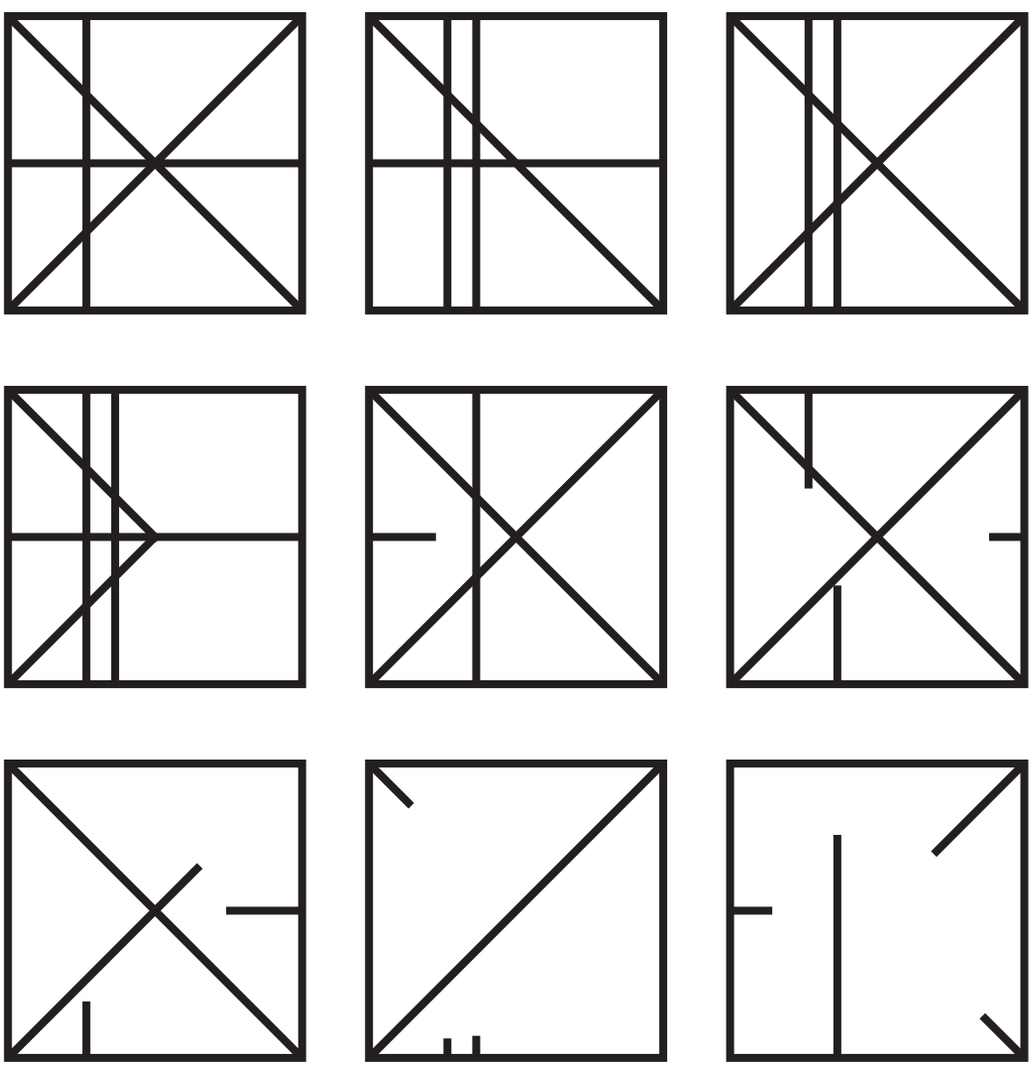

© Vera Šušić, psiholog

VJEŽBE PAŽNJE

U donjim kvadratima nacrtaj linije koje nedostaju tako da budu isti kao gornji kvadrat.

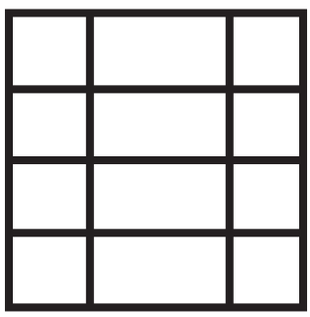



© Vera Šušić, psiholog

VJEŽBE PAŽNJE

U donjim kvadratima nacrtaj linije koje nedostaju tako da budu isti kao gornji kvadrat.

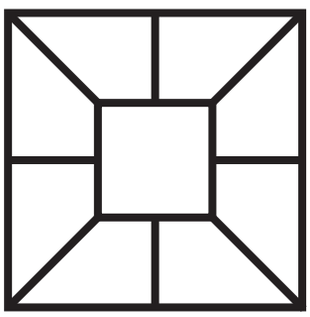

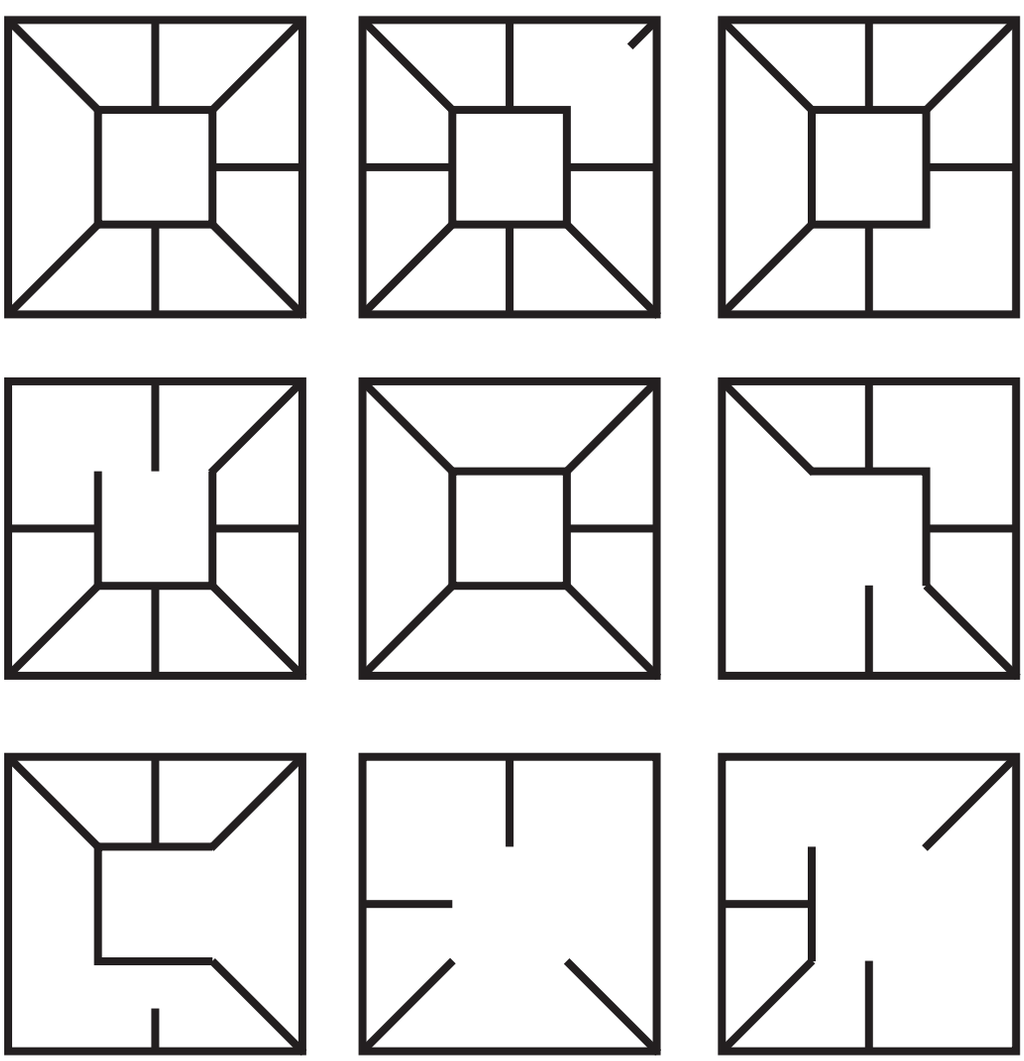

© Vera Šušić, psiholog